

The Herald

Volume 20, Issue 1, January, 2024

Brugmansia
Growers
International

Est. 2002

Bringing Hybridizers and Growers Together

Brugmansia Growers International

The International Cultivar Registration Authority for Brugmansia and Datura

In this issue: - New Cultivar Names beginning on page 3.
 -Article differentiating ‘Maya’ & ‘Peaches & Cream’ on back cover.

Board of Directors:

Treasurer – Shaun Douglas

Registrar for Brugmansia and Datura – Al Maas

Seed and Pollen Banker - Patricia Watson

Principal Officer – Edna Murphree

The Herald

ISSN 1948-2884

A publication of

Brugmansia Growers International

We're on the web. Visit us at
<http://www.brugmansia.us>

1 year individual subscription to BGI \$15.00 US

Subscription includes access to our free Seed and Pollen Banks (just pay postage) as well as many other forums – a treasure trove of photos, discussions, and information.

As the ICRA for Brugmansia and Datura, working with other enthusiasts' groups around the world, we maintain an exhaustive register of cultivar names and other details about each cultivar in searchable databases and image galleries and we issue the BGI Herald which provides the formal publication of new cultivar names and other matters concerning the correct naming of cultivars.



Cover photo as well as the photos on this page are by **Monty Shinn** of Canada, with our thanks.

We will be printing the Heralds in January and July instead of April and October; therefore this issue is a bit smaller than what was usual in the recent past.

Important note: All of the new cultivars in this particular issue are warm group Brugmansia cubensis.

New Cultivar Names . . .

Brugmansia 'Alexander Kay'

Hybridizer: Cherrie Ecalner Godfrey (US)

Seedling Parent: Cherrie Ecalner Godfrey

Pod Parent: 'Sweet Annie'

Pollen Parent: 'Marshmallow Sunset'

Form: single

Position: nodding

Color: pink

Notes: Named in honor my only son, Alexander Kay.



Brugmansia 'Andre's White Candy'

Hybridizer: Andre Neis (DE)

Seedling Parent: Andre Neis (DE)

Pod Parent: 'Charleston'


Pollen Parent: 'Apricot Queen'

Form: double or more

Position: nodding

Color: white/cream

Notes : Blooms constantly in green and white; not in spurts. The thick flower walls last a very long time. Even in the heat, the flowers don't collapse. Grows slowly with hardly any pests.



Brugmansia 'Dadly Dina'

Hybridizer: Bart Van den Ackerveken (BE)

Seedling Parent: Bart Van den Ackerveken

Pod Parent: 'Mitzy's Kiss'

Pollen Parent: 'Theas Liebling'

Form: single

Position: pendent

Color: very dark pink/red/burgundy

Notes: Dadly (DAD Loves You) to my beloved daughter Dina. Lush flowering, pinwheel shaped flower with XL swirling petal tips.



Brugmansia 'Dadly Lien'

Hybridizer: Bart Van den Ackerveken (BE)

Seedling Parent: Bart Van den Ackerveken

Pod Parent: 'Mitzy's Kiss'


Pollen Parent: unknown

Form: double or more

Position: pendent

Color: white/cream

Notes: Dadly (DAD Loves You) to my beloved daughter Lien. Lush flowering pure white. 'Mitzy's Kiss' form with a new dress on.

**Brugmansia 'Island Kiss'**

Hybridizer: Elizabeth Fichtl (US)

Seedling Parent: Ken Heinrich (CA)

Pod Parent: 'Mitzy's Kiss'

Pollen Parent: 'Angels Sunexplosion'

Form: double or more

Position: nodding

Color: pink

Notes: Beautiful full blooms with long tendrils, strong green foliage. Cool weather blooms (Canadian Fall) can be more peachy to lighter pink.

**Brugmansia 'Karen Sue'**

Hybridizer: Marc A Hall (US)

Seedling Parent: Marc A Hall (US)

Pod Parent: NOID white

Pollen Parent: NOID pink

Form: single


Position: nodding

Color: white/cream

Notes: Small and compact flower, Flower is no more than 5" in length. Blooms well once established. A purest white color.



Brugmansia 'SB Cils de Velour'**Hybridizer:** Serge Born (FR)**Seedling Parent:** Serge Born (FR)**Pod Parent:** 'SB Roxanne'**Pollen Parent:** 'Inconnu'**Form:** single**Position:** nodding**Color:** pink**Notes:** Brugmansia with simple, pink flowers, the white color appears in the first hours of flowering. The tips are very long.**Brugmansia 'SB Fleur de Crépon'****Hybridizer:** Serge Born (FR)**Seedling Parent:** Serge Born (FR)**Pod Parent:** 'SB Roi Dagobert'**Pollen Parent:** 'SB Jolie Amanda'**Form:** double or more**Position:** pendent**Color:** pink**Notes:** Brugmansia whose flower texture is crumpled like crepe paper. Double pink flowers. Flowers all season.**Brugmansia 'SB Fleur de Néon'****Hybridizer:** Serge Born (FR)**Seedling Parent:** Serge Born (FR)**Pod Parent:** 'SB Nicole'**Pollen Parent:** 'SB Martine'**Form:** double or more**Position:** pendent**Color:** very dark pink/red/burgundy**Notes:** Double-flowered Brugmansia with deep pink color; very bright.

Brugmansia 'SB Fleur de Soufre'**Hybridizer:** Serge Born (FR)**Seedling Parent:** Serge Born (FR)**Pod Parent:** 'SB L'Aura de Martine'**Pollen Parent:** 'DS Tilleul Menthe'**Form:** double or more**Position:** nodding**Color:** yellow**Notes:** Very floriferous with double flowers of sulfur yellow color.**Brugmansia 'SB Frénésie'****Hybridizer:** Serge Born (FR)**Seedling Parent:** Serge Born (FR)**Pod Parent:** 'Sommerzauber'**Pollen Parent:** 'Eva'**Form:** double or more**Position:** pendent**Color:** yellow**Notes:** Strong and well branched Brugmansia. The double, yellow flowers have long spikes. Beautiful blooms.**Brugmansia 'SB Serge Kunakovitch'****Hybridizer:** Serge Born (FR)**Seedling Parent:** Serge Born (FR)**Pod Parent:** 'SB Sergio'**Pollen Parent:** 'SB Moun Paire'**Form:** double or more**Position:** pendent**Color:** apricot/melon/peach**Notes:** Brugmansia with very large, very heavy double flowers. The colors are changing and indefinable; pink, orange, yellow mix in turn. The plant is very robust.

Brugmansia 'SB Sergio Abricot'**Hybridizer:** Serge Born (FR)**Seedling Parent:** Serge Born (FR)**Pod Parent:** 'SB Sergio'**Pollen Parent:** 'SB Ô Toulouse'**Form:** single**Position:** pendent**Color:** apricot/melon/peach**Notes:** Brugmansia with single apricot-colored flowers. Large flowers with a white throat and very good resistance to the sun. Very floriferous.**Brugmansia 'SB Ville Rose'****Hybridizer:** Serge Born (FR)**Seedling Parent:** Serge Born (FR)**Pod Parent:** 'SB Sergio'**Pollen Parent:** 'SB Ô Toulouse'**Form:** double or more**Position:** pendent**Color:** pink**Notes:** Brugmansia with large double pink flowers. Flowers well in the sun.**Hybridizing Goals**


Hybridizing Brugmansia is very simple. It doesn't require advanced knowledge of genetics or a large garden to grow the seedlings out. Some of the most successful hybridizers have small gardens and yet they have created the most outstanding, beautiful hybrids.

The first thing you want to do is imagine what kind of hybrid you want to create. A good way to start is to study the hybrids already made. There has been a lot of work done with white flowered Brugmansia and double pinks. If you like to work with these, try and see if you can add a new trait that hasn't been seen before or an improvement.

An explanatory article differentiating ‘Maya’ and ‘Peaches & Cream’ by Donna Slaga.

Peaches & Cream and Maya are two varieties of brugmansia that are often confused. Their foliage can look similar, as can the color and general shape of their blossoms. One definitive way to tell the difference is by the length of their blossoms from the calyx, and also the stem length and angle of the flower position itself. Peaches & Cream’s blossoms extend very far out of the calyx with the narrow portion of the corolla tube being exposed. Its blossoms also have long stems above the calyx and the stem and flower tend to hang straight down, whereas Maya’s flowers have shorter stems and can take on an angled nodding appearance.

Peaches & Cream



Maya



P&C photos courtesy of Jane Paz